



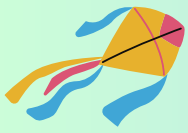
AUGUST news FROM

INCHICORE




Throughout August, the children engaged in a variety of both indoor and outdoor activities. Outdoor sessions provided opportunities to develop gross motor, fine motor, social, and creative skills, while the indoor activities focused on enhancing their sensory experiences, cognitive abilities, and practical skills, as well as fostering social interactions


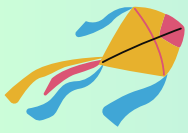





LILIES-WOBBLERS ROOM



August was a month of exploration and growth in the Lilies class. The children participated in a wide range of activities, including colouring, painting, play-dough modelling, and various art projects. On sunny days, they enjoyed time in the playground, where they explored and developed gross motor skills, social interactions, and play-based learning.



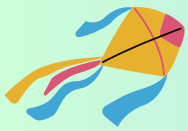


LOTUS- TODDLERS ROOM



In August, the Lotuses room was full of discovery and joyful learning. The toddlers engaged in activities such as painting, sensory play, and simple crafts that encouraged their creativity and fine motor development. Outdoor play was a highlight, as the children delighted in exploring the playground, practicing gross motor skills, and building early social connections. These experiences not only nurtured their curiosity but also supported their growth in key developmental areas.





ROSEBUDS-ECCE ROOM


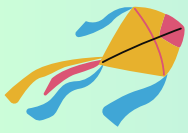


In August, we dove into Summer and Under the Sea themes, exploring corals, boats, and ships. The children enjoyed making origami boats and fish, playing pirate memory games, and learning about treasure hunting. We wrapped up the month with art and origami, helping them practice fine motor skills while creating their own art pieces.

Throughout the month, the children engaged in various activities, like creating treasure maps with coffee grains and tea leaves. They made pirate hooks, hunted for treasure, and played pirate games with a recycled boat. We even had a playground tea party, where they served tea and explored the properties of tin foil.

Following their interests, we hosted a talent show where the children showcased their skills—from dancing to singing and magic. They were brilliant!





ORCHIDS- AFTERSCHOOL ROOM



Children showcased their talents and skills through various creative activities. They painted a cat using different colours and a toothbrush for the cat's hair, learning brush strokes and the spelling of "CAT". They recreated the Dublin Zoo and nearby shops with animal toys, developing teamwork and creativity. They made colourful masks, including a goalkeeper mask tied with string, with the help of a teacher. On a fun day, the teacher did hand painting with the children, who chose favourite characters like Hello Kitty and Amy from Sonic the Hedgehog, proudly showing their painted hands to friends. They coloured a flower garden with crayons, raising awareness about nature and enhancing fine motor skills, cognitive, emotional, and social development, providing relaxation and calmness. The children also coloured characters like Pikachu and Hello Kitty, and sorted healthy and unhealthy foods using fruit toys, improving their healthy eating habits. Sorting puzzles built their logical thinking and brain development, and they used Montessori smelling bottles to enhance and refine their sense of smell.





ARTICLE OF THE MONTH

-The Power of Child-Led Play: Nurturing Independence and Creativity-

As parents, we often seek the best ways to support our children's development. One effective approach that encourages growth and learning is child-led play. This method emphasizes allowing children to take the lead in their play experiences, fostering creativity, independence, and critical thinking skills.

Why Child-Led Play is Important

1. **Encourages Independence:** When children choose their activities, they develop decision-making skills and a sense of autonomy. This independence builds their confidence and allows them to explore their interests.
2. **Fosters Creativity:** Free play enables children to express themselves, experiment with ideas, and think outside the box. They learn to use their imagination, which is essential for problem-solving and innovation.
3. **Promotes Social Skills:** Engaging in play with peers allows children to practice communication, negotiation, and collaboration. They learn to navigate social dynamics, resolve conflicts, and build friendships.
4. **Supports Emotional Development:** Child-led play provides a safe space for children to explore their emotions. They learn to understand their feelings, cope with challenges, and express themselves in a healthy manner.

Strategies to Encourage Child-Led Play

1. **Provide Open-Ended Materials:** Offer a variety of resources like blocks, art supplies, and natural materials that children can use in different ways. This encourages creativity and imaginative play.
2. **Create a Safe Space:** Designate areas where children can play freely without adult intervention. Ensure the environment is safe but allows for exploration and risk-taking.
3. **Be Present, Not Overbearing:** Observe and engage when appropriate, but resist the urge to direct their play. Allow children to lead the activity and make their own choices.
4. **Encourage Exploration:** Facilitate opportunities for outdoor play and exploration in nature. Encourage curiosity by asking open-ended questions about their surroundings.
5. **Limit Screen Time:** Reduce the use of screens during playtime to encourage more hands-on, interactive experiences that promote creativity and social interactions.

Dos and Don'ts of Child-Led Play

Dos:

- **Do encourage choice:** Allow children to choose their activities and guide their own play.
- **Do ask open-ended questions:** Stimulate thinking by asking questions that encourage children to explain their ideas or feelings.
- **Do celebrate their ideas:** Acknowledge and validate children's creativity and decisions during play.
- **Do provide a variety of experiences:** Offer diverse play opportunities to cater to different interests and developmental stages.

Don'ts:

- **Don't impose your agenda:** Avoid steering play towards educational outcomes or your expectations; let children discover on their own.
- **Don't rush playtime:** Give children ample time to explore their interests and engage deeply in their chosen activities.
- **Don't underestimate their capabilities:** Trust in their ability to navigate challenges and learn through their experiences.

